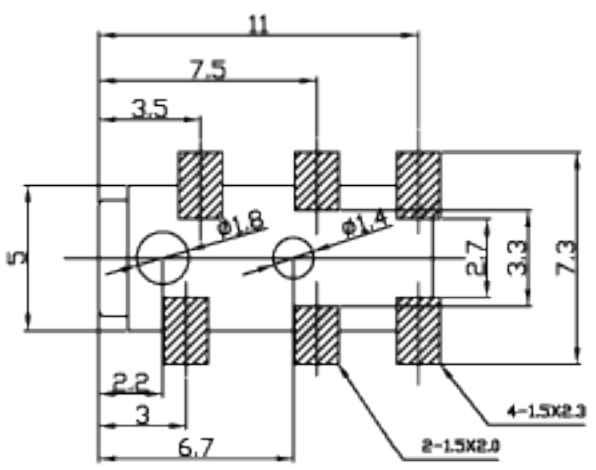
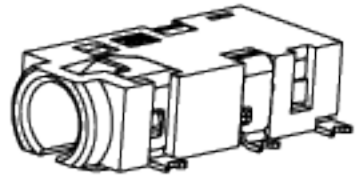
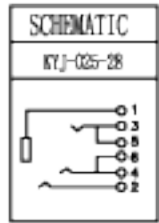
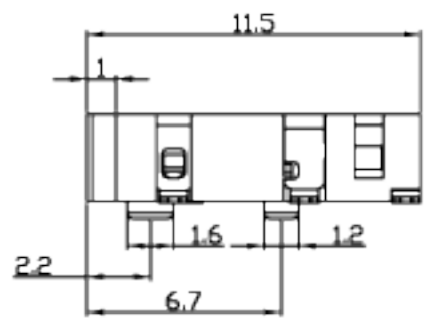
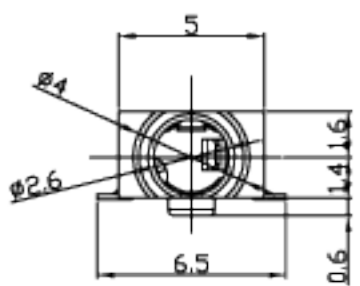
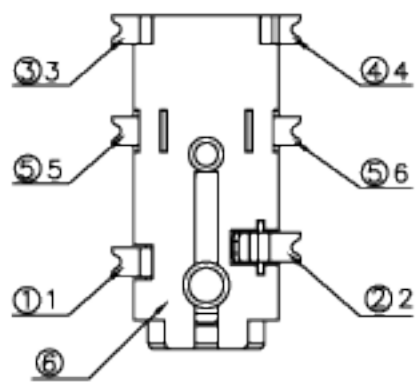
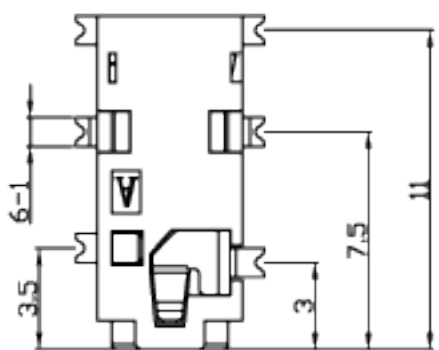


* REVISIONS				
LTR	DESCRIPTION	DATE	REVISED	APPROVED



LEAD FREE

6	HOUSING	1	FR52	
5	5#CONTACT FOOT	1	BRASS	NB:Cu Au PLATED
4	4#CONTACT FOOT	1	PHOSPHOR BRONZE	NB:Cu Au PLATED
3	3#CONTACT FOOT	1	PHOSPHOR BRONZE	NB:Cu Au PLATED
2	2#CONTACT FOOT	1	PHOSPHOR BRONZE	NB:Cu Au PLATED
1	1#CONTACT FOOT	1	PHOSPHOR BRONZE	NB:Cu Au PLATED

LTR	PART NAME	QTY	MATERIAL	REMARK
DSND	XIAO CUI	DATE	2006. 11. 13	3RD ANGLE PROJECTION
DWN	HU LUN	DATE	2006. 11. 13	
CHKD	GAO WEI	DATE	2006. 11. 13	
APVD	JACKY	DATE	2006. 11. 13	

T:1.6 Dimensions of PC board holes

Tolerance : ±0.1(Printed-top view)

UNLESS OTHERWISE SPECIFIED, TOLERANCE ON DECIMAL: 0.1