

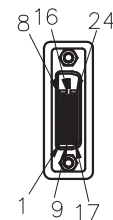
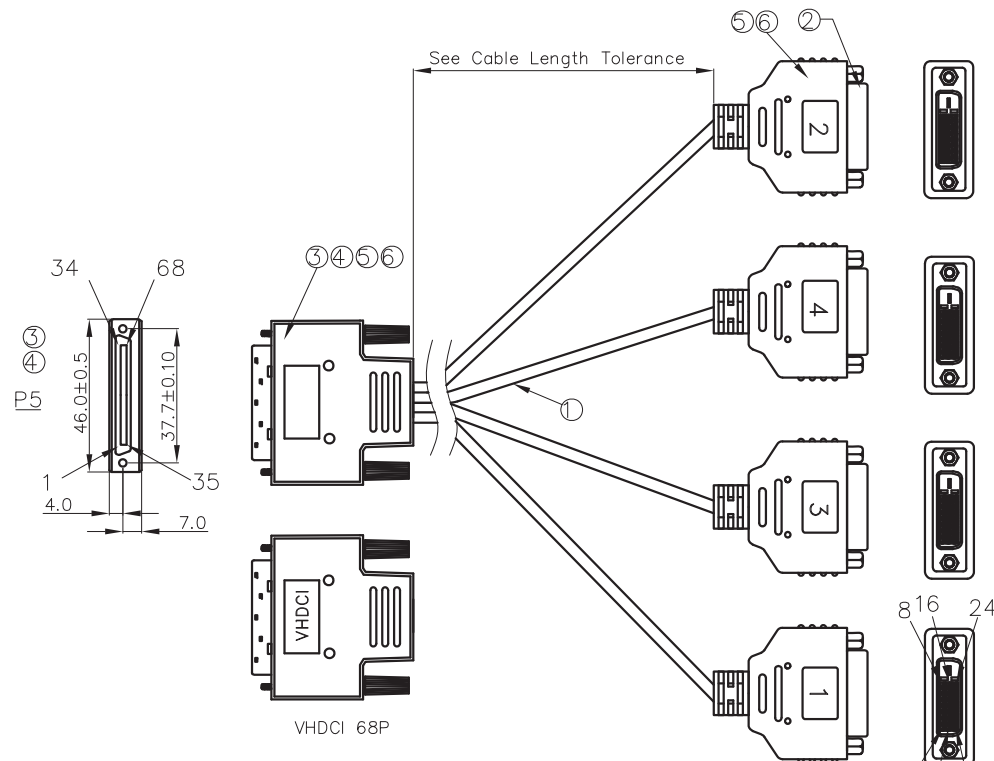
# [51160] SERIES

Round Cable, Type 160,  
VHDCI MALE 68PIN TO  
DVI-D 1\*4 FEMALE,  
UL20276 30AWG

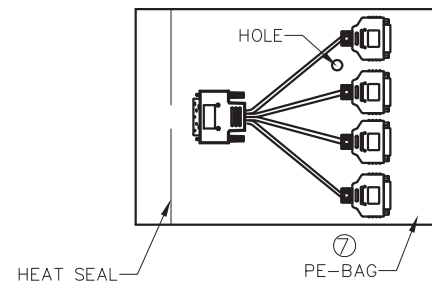
## ORDERING CODE

51160 -37 LF -L  
1 2 3 4

- 1.SERIES NO.
- 2.ECN CODE
- 3.PRODUCT'S STATUS  
LF=RoHS COMPLIANT
- 4.LENGTH  
105=105MM



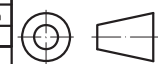
PACKING:



⑦	PE-BAG	PE-BAG
⑥	INTER MOLD	LDPE TRANSPARENT MATERIAL
⑤	OUTER MOLD	PVC 45P BLACK
④	THUMBSCREW	SCREW 4-40 UNC,MATERIAL: SPCC,FINISHED: NICKEL PLATED
③	CONNECTOR	P=0.8mm,VHDCI 68P MALE, IDC TYPE, G/F PLATING 100±10Ω BK
②	CONNECTOR	DVI-D FEMALE PIN:GF, SHELL:NICKEL PLATED,INSULATION:BLACK,NUT#4-40UNC
①	CABLE	UL20276(#30*1P+D+FAM)*5+AL+D+B(AM) OD: 5.50mm BLACK
NO.	ITEM	DESCRIPTION

Cable Length Tolerance	
<0.3mm	+25mm-0mm
>0.3mm-1.5m	+50mm-0mm
>1.5m-3m	+100mm-0mm
>3m-7.5m	+150mm-0mm
>7.5m	+5%-0%

ENGINEER  
DWG



# Wellco T&C Co., Ltd.

REV.	DATE	APPD.	CHR.	DR.	TOLERANCE UNLESS OTHERWISE SPECIFIED
1.0	2010/12/22	BING	DANIEL	JAMES	LINEAR 0.0±0.25
1.4	2011/04/20	BING	DANIEL	JAMES	0.00±0.15
1.5	2011/05/11	BING	DANIEL	JAMES	ANGLES ±3°

UNIT: mm

SIZE: A4

TITLE	ROUND CABLE
DWG NO.	51160-37
SCALE	1:1 SHEET 1 OF 2

[51160] SERIES

P5 TO P4

P5	P4	GOUND	
1	6	AUXA_P	
2	7	AUXA_N	1 PAIR+D.W
3	NC	GND_AUXD	
4	2	DOP	
5	1	DON	1 PAIR+D.W
6	3	GND_DO	
7	10	D1P	1 PAIR+D.W
8	9	D1N	
9	11	GND_D1	
10	18	D2P	
11	17	D2N	1 PAIR+D.W
12	19	GND_D2	
13	23	D3P	
14	24	D3N	1 PAIR+D.W
15	22	GND_D3	
16	16	HPD_D	
17,18	14	VCC	1 PAIR+D.W
	15	GND	
SHELL	SHELL	AL/MYLAR+DRAIC	

P5 TO P3

P5	P3	GOUND	
20	6	AUXA_P	
19	7	AUXA_N	1 PAIR+D.W
21	NC	GND_AUXD	
23	2	DOP	
22	1	DON	1 PAIR+D.W
24	3	GND_DO	
26	10	D1P	1 PAIR+D.W
25	9	D1N	
27	11	GND_D1	
28	18	D2P	
29	17	D2N	1 PAIR+D.W
30	19	GND_D2	
31	23	D3P	
32	24	D3N	1 PAIR+D.W
33	22	GND_D3	
34	16	HPD_D	
17,18	14	VCC	1 PAIR+D.W
	15	GND	
SHELL	SHELL	AL/MYLAR+DRAIC	

P5 TO P2

P5	P2	GOUND	
35	6	AUXA_P	
36	7	AUXA_N	1 PAIR+D.W
37	NC	GND_AUXD	
38	2	DOP	
39	1	DON	1 PAIR+D.W
40	3	GND_DO	
41	10	D1P	
42	9	D1N	1 PAIR+D.W
43	11	GND_D1	
44	18	D2P	
45	17	D2N	1 PAIR+D.W
46	19	GND_D2	
47	23	D3P	
48	24	D3N	1 PAIR+D.W
49	22	GND_D3	
50	16	HPD_D	
17,18	14	VCC	1 PAIR+D.W
	15	GND	
51,52		WIRE SHORT	
SHELL	SHELL	AL/MYLAR+DRAIC	

P5 TO P1

P5	P1	GOUND	
54	6	AUXA_P	
53	7	AUXA_N	1 PAIR+D.W
55	NC	GND_AUXD	
57	2	DOP	
56	1	DON	1 PAIR+D.W
58	3	GND_DO	
60	10	D1P	
59	9	D1N	1 PAIR+D.W
61	11	GND_D1	
63	18	D2P	
62	17	D2N	1 PAIR+D.W
64	19	GND_D2	
65	23	D3P	
66	24	D3N	1 PAIR+D.W
67	22	GND_D3	
68	16	HPD_D	
17,18	14	VCC	1 PAIR+D.W
	15	GND	
SHELL	SHELL	AL/MYLAR+DRAIC	

Cable Length Tolerance	
<0.3mm	+25mm-0mm
>0.3mm-1.5m	+50mm-0mm
>1.5m-3m	+100mm-0mm
>3m-7.5m	+150mm-0mm
>7.5m	+5%-0%

ENGINEER  
DWG



**Wellco T&C Co., Ltd.**

REV.	DATE	APPD.	CHR.	DR.	TOLERANCE UNLESS OTHERWISE SPECIFIED
1.0	2010/12/22	BING	DANIEL	JAMES	LINEAR 0.0±0.25
1.4	2011/04/20	BING	DANIEL	JAMES	0.00±0.15
1.5	2011/05/11	BING	DANIEL	JAMES	ANGLES ±3°

UNIT: mm

SIZE: A4

TITLE	ROUND CABLE
DWG NO.	51160-37
SCALE	1:1 SHEET 2 OF 2