

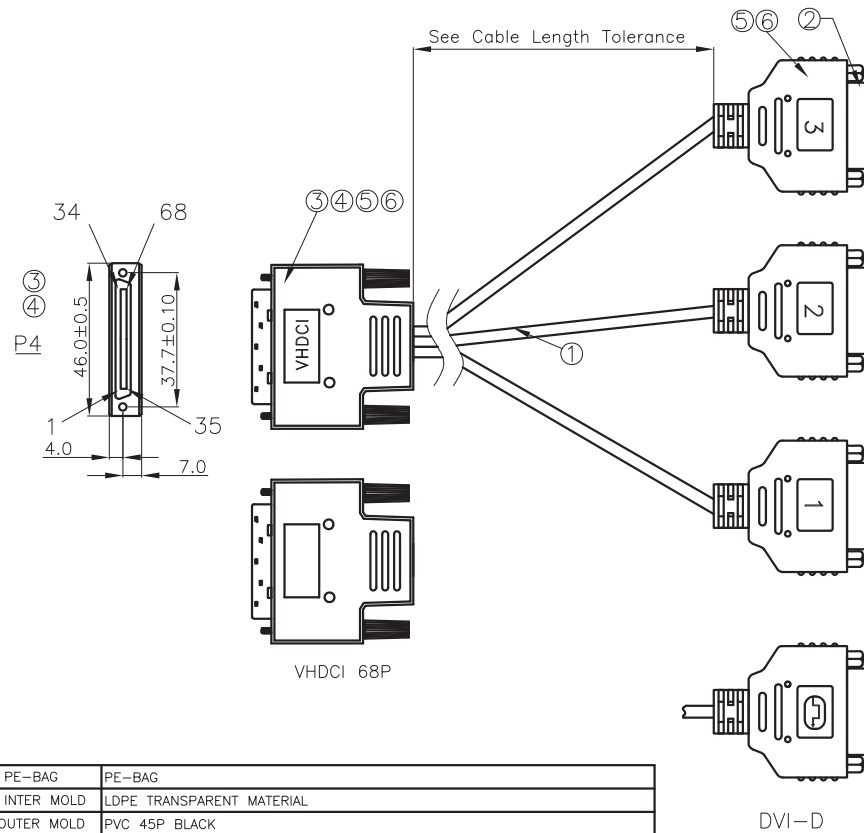
[51159] SERIES

Round Cable, Type 159,
VHDCI MALE 68PIN TO
DVI-D 1*3 FEMALE,
UL20276 30AWG

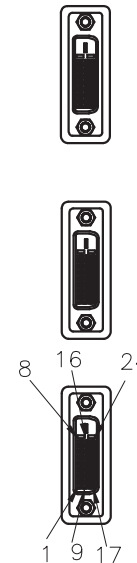
ORDERING CODE

51159 -37 LF -L
1 2 3 4

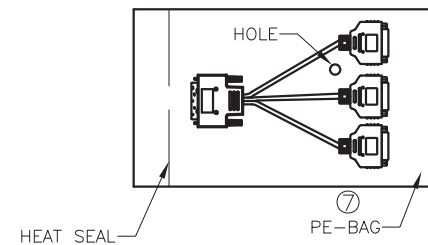
- 1.SERIES NO.
- 2.ECN CODE
- 3.PRODUCT'S STATUS
LF=RoHS COMPLIANT
- 4.LENGTH
105=105MM



⑦	PE-BAG	PE-BAG
⑥	INTER MOLD	LDPE TRANSPARENT MATERIAL
⑤	OUTER MOLD	PVC 45P BLACK
④	THUMBSCREW	SCREW 4-40 UNC,MATERIAL:SPCC,FINISHED:NICKEL PLATED
③	CONNECTOR	P=0.8mm,VHDCI 68P MALE, IDC TYPE, G/F PLATING 100±10Ω BK
②	CONNECTOR	DVI-D FEMALE PIN:GF, SHELL:NICKEL PLATED,INSULATION:BLACK,NUT#4-40UNC
①	CABLE	UL20276(#30*1P+D+FAM)*5+AL+D+B(AM) OD:5.50mm BLACK
NO.	ITEM	DESCRIPTION



PACKING:



Cable Length Tolerance	
<0.3mm	+25mm-0mm
>0.3mm-1.5m	+50mm-0mm
>1.5m-3m	+100mm-0mm
>3m-7.5m	+150mm-0mm
>7.5m	+5%-0%

ENGINEER
DWG



UNIT:mm

SIZE: A4

Wellco T&C Co., Ltd.

TITLE ROUND CABLE

DWG NO. 51159-37

SCALE 1:1 SHEET 1 OF 2

REV.	DATE	APPD.	CHR.	DR.	TOLERANCE UNLESS OTHERWISE SPECIFIED
1.0	2010/12/22	BING	DANIEL	JAMES	LINEAR 0.0±0.25
1.3	2011/04/20	BING	DANIEL	JAMES	0.00±0.15
1.4	2011/04/20	BING	DANIEL	JAMES	ANGLES ±3°

[51159] SERIES

P4 TO P3

P4	P3	GOUND	
1	6	AUXA_P	1 PAIR+D.W
2	7	AUXA_N	
3	NC	GND_AUXD	
4	2	DOP	1 PAIR+D.W
5	1	DON	
6	3	GND_DO	1 PAIR+D.W
7	10	D1P	
8	9	D1N	
9	11	GND_D1	1 PAIR+D.W
10	18	D2P	
11	17	D2N	1 PAIR+D.W
12	19	GND_D2	
13	23	D3P	1 PAIR+D.W
14	24	D3N	
15	22	GND_D3	1 PAIR+D.W
16	16	HPD_D	
17,18	14	VCC	
	15	GND	
SHELL	SHELL	AL/MYLAR+DRAIC	

P4 TO P2

P4	P2	GOUND	
35	6	AUXA_P	1 PAIR+D.W
36	7	AUXA_N	
37	NC	GND_AUXD	
38	2	DOP	1 PAIR+D.W
39	1	DON	
40	3	GND_DO	1 PAIR+D.W
41	10	D1P	
42	9	D1N	
43	11	GND_D1	1 PAIR+D.W
44	18	D2P	
45	17	D2N	1 PAIR+D.W
46	19	GND_D2	
47	23	D3P	1 PAIR+D.W
48	24	D3N	
49	22	GND_D3	1 PAIR+D.W
50	16	HPD_D	
51,52	14	VCC	
	15	GND	
51,52		WIRE SHORT	
SHELL	SHELL	AL/MYLAR+DRAIC	

P4 TO P1

P4	P1	GOUND	
54	6	AUXA_P	1 PAIR+D.W
53	7	AUXA_N	
55	NC	GND_AUXD	
57	2	DOP	1 PAIR+D.W
56	1	DON	
58	3	GND_DO	1 PAIR+D.W
60	10	D1P	
59	9	D1N	
61	11	GND_D1	1 PAIR+D.W
63	18	D2P	
62	17	D2N	1 PAIR+D.W
64	19	GND_D2	
65	23	D3P	1 PAIR+D.W
66	24	D3N	
67	22	GND_D3	1 PAIR+D.W
68	16	HPD_D	
17,18	14	VCC	
	15	GND	
SHELL	SHELL	AL/MYLAR+DRAIC	

Cable Length Tolerance	
<0.3mm	+25mm-0mm
>0.3mm-1.5m	+50mm-0mm
>1.5m-3m	+100mm-0mm
>3m-7.5m	+150mm-0mm
>7.5m	+5%-0%

ENGINEER
DWG



Wellco T&C Co., Ltd.

REV.	DATE	APPD.	CHR.	DR.	TOLERANCE UNLESS OTHERWISE SPECIFIED
1.0	2010/12/22	BING	DANIEL	JAMES	LINEAR 0.0±0.25
1.3	2011/04/20	BING	DANIEL	JAMES	0.00±0.15
1.4	2011/04/20	BING	DANIEL	JAMES	ANGLES ±3°

UNIT:mm

SIZE: A4

TITLE	ROUND CABLE
DWG NO.	51159-37
SCALE	1:1 SHEET 2 OF 2