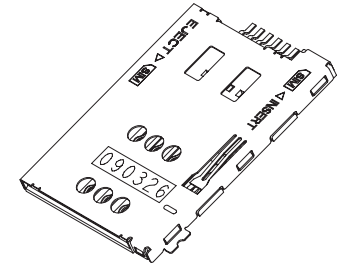
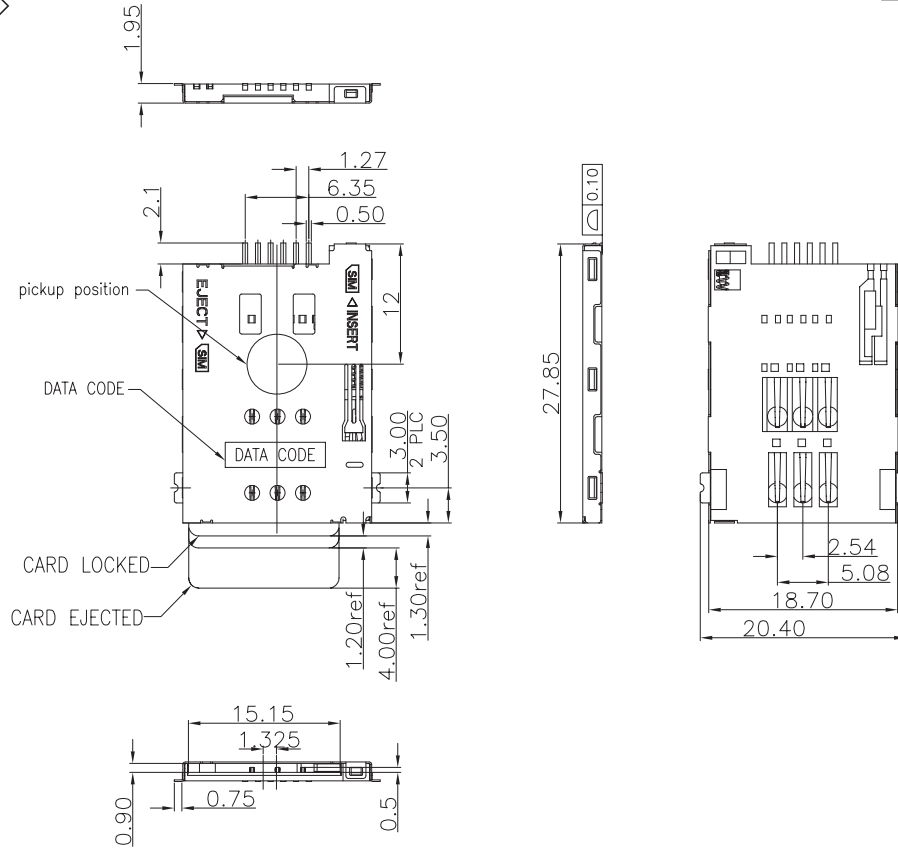




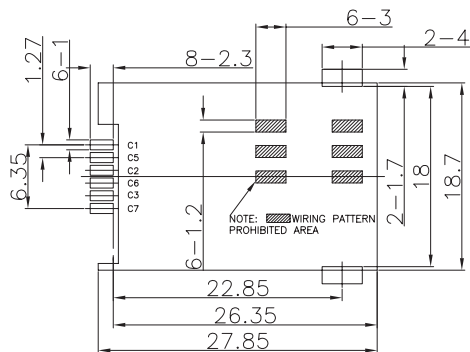
REV.	ECN NO.	DESCRIPTION	DRAW	CHK.	APPD.	DATE
A0	ECN1006230070	新版发行	ABIN	/	DAVID	10.06.22
A1	ECN1007220071	设变滑杆规格	ABIN			10.07.22



- 1.SPECIFICATIONS:(DOC. No.:LK-SP-SIM CARD-003)
 INSULATION RESISTANCE: 500M min.AT DC 500V DC
 WITHSTANDING VOLTAGE: 250V ACrms FOR 1 MINUTE
 CONTACT RESISTANCE: 100M max. AT 10MA/20mV max
 CURRENT RATING: 0.5A
 VOLTAGE RATING: 5.0 vrms
 OPERATING TEMP.RANGE:-55 C+85 C
 MATING CYCLES: 5000 INSERTIONS
- 2.MATERIAL:
 INSULATOR: H-TEMPERATURE PLASTIC,UL 94V-0,
 COLOR"BLACK
 TERMINAL: COPPER ALLOY,T=0.15mm
 SHELL: STAINLESS STELL,T=0.15mm
- 3.FINISH:
 TERMINAL:50u" min NICKEL UNDERPLATED ON ALLOVER,GOLD PLATING
 ON CONTACT ARER, 80u"min TIN ON SOLDER TAIL.
 SHELL:50u" NICKEL UNDERPLATED ON ALLOVER, GOLD FLASH ON SOLDER LATCH
- 4.OTHER:
 DATE CODE:XXXXXX
 YEAR
 MONTH
 DATE

TABLE:

PRODUCT NO.	ITEM	PART NO.	PART NAME	Q'TY	Material
CSN49S060R-W	1	PS211B3640-W	SHELL	1	SUS304,T=0.15mm Ni PLATED 50U"Min焊脚单面刷金1u" salt spray 24H
	2	CSN49S0601-W	SEMI-PRODUCT	1	LCP+30%, BLACK,GOLD 15U"
	3	PP502B0010	SLIDER	1	PA9T+30%G.F,UL94V_0, BLACK
	4	PS106B1780-W	CONTACT	6	C5210R-H,T=0.15mm,GOLD 15U" salt spray 24H
	5	PS000B0360	LINK	1	SUS304,φ=0.3mm,salt spray 24H
	6	PS626B0010-W	SPRING	1	SWP-B,φ=0.25mm, BLACK Zn PLATED 30U"Min,salt spray 24H



RECOMMENDED PCB LAYOUT(TOP VIEW)
 ALL TOL:±0.05

SIM PIN CODE

PIN CODE	SIGNAL	DESCRIPTION	PIN CODE	SIGNAL	DESCRIPTION
C1	SIM VDD	SIM CARD POWER SUPPLY	C5	GND	CONNECT TO GND
C2	SIM RST	SIM CARD RESET	C6	VPP	NOT CONNECT
C3	SIM CLK	SIM CARD CLOCK	C7	SIM I/O	SIM CARD DATA I/O

UNITS	SCALE	REV.	SHEET	Wellco T&C Co., Ltd.	
mm	1:1	A1	1 OF 1	TITLE: SIM CARD CONNECTOR 6PIN(PUSH TYPE, 01 TYPE) WITHOUT SWITCH ASSEMBLY	
		DATE 10.06.22		FINISH SEE TABLE	
GENERAL TOLERANCE		DR. ABIN		MAT'L SEE TABLE	
0.0 ±0.35		CHK. /		PART NO. SEE TABLE	
0.00 ±0.20		APPD. David		SIZE A4	
0.° ±5°		DWG.NO. DWG-SIM CARD-036		FINISH SEE TABLE	
0.0° ±3°		A		PART NO. SEE TABLE	