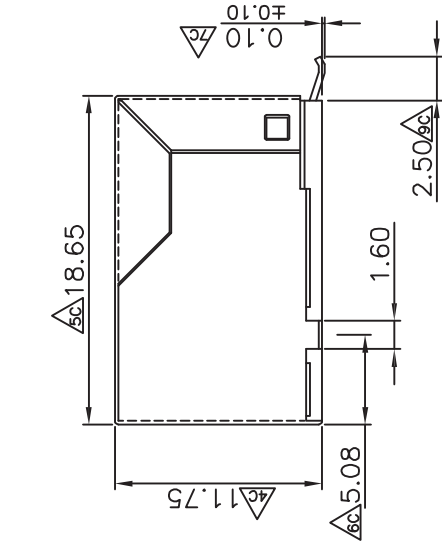
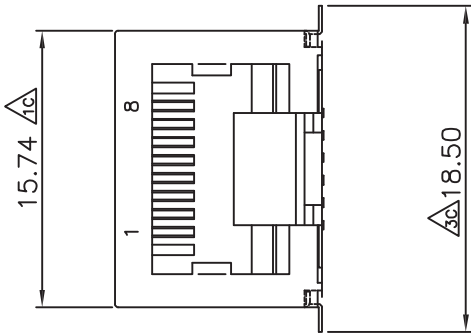
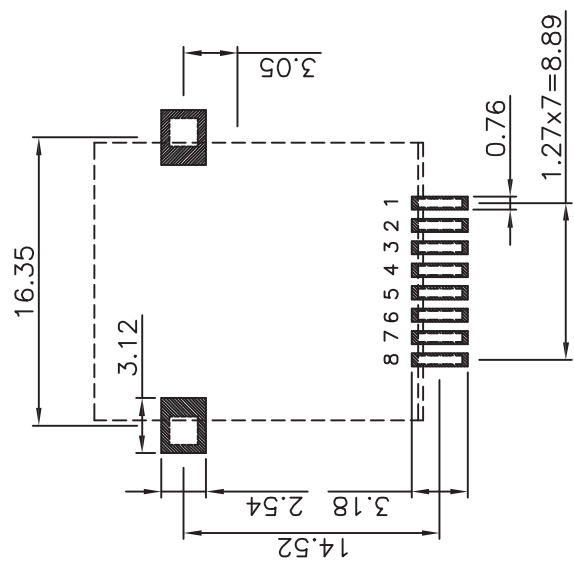


A		B		C		D		E		F		G		H	
REV.		ECN. NO.		NAME		DATA		REV.		ECN. NO.		NAME		DATA	
A0		NEW		MTN-D		2012-08-28		A0		NEW		MTN-D		2012-08-28	



**Electrical:**  
 1. Voltage Rating: 125 Vac Rms.  
 2. Current Rating: 1.5 Amp.  
 3. Contact Resistance: 40 Milliohms Max.  
 4. Insulation Resistance: 1000 Megohms Min @ 500 Vdc.  
 5. Dielectric Strength: 1000 Vac Rms 60Hz, 1Min.


**Mechanical:**  
 1. Operating: 750 Cycles Min.  
**Environmental:**  
 1. Storage: -40°C To +85°C.  
 2. Operation: -20°C To +75°C.  
 3. IR Reflow Soldering Temperature: 255°C To 265°C (5~10 Seconds).  
 Mates With Modular Plug Conforming To FCC Part 68, Subpart F.



PCB LAYOUT/TOP VIEW

**MATERIALS:**  
 PLASTIC HOUSING: HIGH TEMP. THERMOPLASTIC  
 FLAMMABILITY RATING UL 94V-0.  
 CONTACTS: PHOSPHOR BRONZE  
 PLATING: GOLD PLATING OVER NICKEL IN CONTACT.  
 TIN PLATING OVER NICKEL IN SOLDER AREA.  
 SHIELD: BRASS PLATING NICKEL ALLOY.

- 6u" P/N :J014030251
- 15u" P/N :J014030252
- 30u" P/N :J014030253
- 50u" P/N :J014030254

		<b>Wellco T&amp;C Co., Ltd.</b>	
系列 (SERIES) RJ45 8P8C SMT JACK (SHIELDED)	名称 (NAME)		
图号 (DWG NO.): 料号 (PART NO.):	版本 REV. A0		
单位 (UNIT): MM	共 (SHEET) 1 页 第 (OF) 1 页		

公差: TOLERANCES MM (INCH) .0 ± 0.20 .0 ± 0.38 .00 ± 0.15 .000 ± 0.075 .000 ± 0.15	绘图: Billy July 06, 2011 (Designed)
角度 (ANGLES) ± 1.5°	审核: Jack July 07, 2011 (Checked)
第三角视图	批准: Chin July 07, 2011 (Approved)
比例: 1:1 (SCALE)	材料: SEE NOTES (Material)