

HOUSING SIZE	CIRCUIT SIZE	DIM. A	DIM. B
6	6	.520 (13.21)	.250 (6.35)

ASSEMBLY ITEM NO.	CONNECTOR SIZE	CIRCUIT SIZE	TERMINAL PLATING	TAPE & REEL PACKAGING No.	VOIDED CIRCUITS
43743-6001	6	6	A	PK-70873-7001	NA
43743-6002	6	6	B		
43743-6003	6	6	C		
43743-6101	6	4	A		
43743-6102	6	4	B		
43743-6103	6	4	C	PK-70873-7001	

NOTES:

1) MATERIAL:

HOUSING & INSULATOR: NYLON(PA), GLASS FILLED, UL94V-0, COLOR: BLACK
 TERMINALS: PHOSPHOR BRONZE, .012/(0.30) THICK
 FITTING NAILS: BRASS, .010/(0.25) THICK

2) FINISH:

TERMINALS:

- A - SELECT GOLD IN CONTACT AREA: 50 MICROINCHES MIN.,
 *SELECT TIN IN PC TAIL AREA: 100 MICROINCHES MIN.,
 WITH OVERALL NICKEL UNDERPLATE: 50 MICROINCHES MIN.
- B - SELECT GOLD IN CONTACT AREA: 30 MICROINCHES MIN.,
 *SELECT TIN IN PC TAIL AREA: 100 MICROINCHES MIN.,
 WITH OVERALL NICKEL UNDERPLATE: 50 MICROINCHES MIN.
- C - SELECT GOLD IN CONTACT AREA: 15 MICROINCHES MIN.,
 *SELECT TIN IN PC TAIL AREA: 100 MICROINCHES MIN.,
 WITH OVERALL NICKEL UNDERPLATE: 50 MICROINCHES MIN.

FITTING NAILS:

- *100 MICROINCHES TIN OVER 50 MICROINCHES NICKEL UNDERPLATE
- *THE PRIMARY SHIPPING CARTON WILL BE LABELED "COMPLIANT TO RoHS DIRECTIVE 2002/95/EC AND ELV ANNEX II OF DIRECTIVE 2000/53/EC". CARTONS WITHOUT THIS LABEL MAY CONTAIN PRODUCT WITH TIN-LEAD IN THE PC TAILS AND/OR FITTING NAILS.

3) PRODUCT SPECIFICATION AND PROCESSING PARAMETERS: PS-43743-0001.

4) PACKAGING SPECIFICATION:

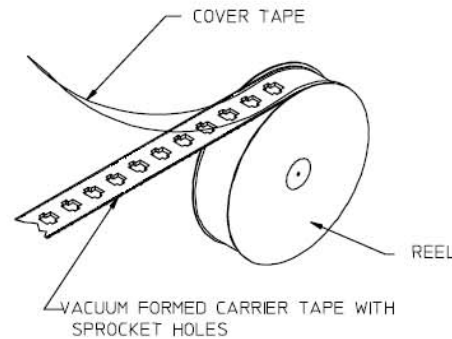
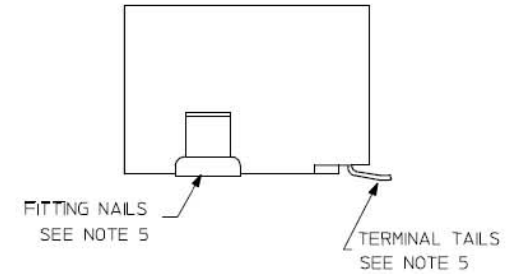
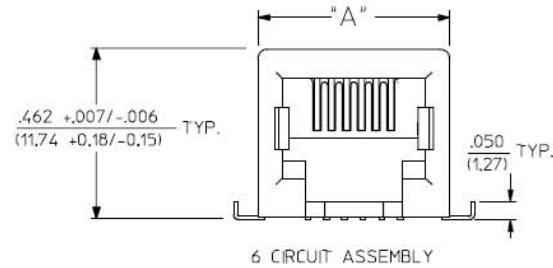
CONNECTOR ASSEMBLIES TO BE PACKAGED USING TAPE & REEL SYSTEM.

5) COPLANARITY SPECIFICATION:

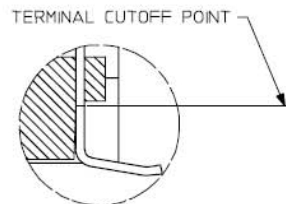
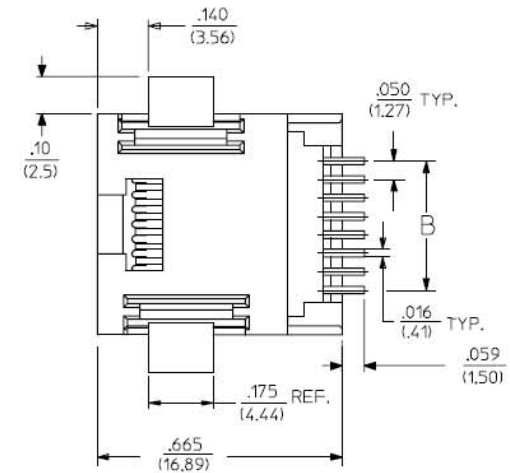
WHEN AN ASSEMBLY IS PLACED UPON A LEVEL SURFACE, THE MAXIMUM GAP BETWEEN THE LEVEL SURFACE AND ALL TERMINAL TAILS AND BOTH FITTING NAILS IS .006/(0.15).

6) FOR ASSEMBLIES HAVING VOIDED CIRCUITS, THE TAIL PORTION IS CUT AND REMOVED. THE MATING PORTION OF THE TERMINAL REMAINS INTACT. VOIDED CIRCUITS MUST BE THE SAME FOR BOTH PARTS.

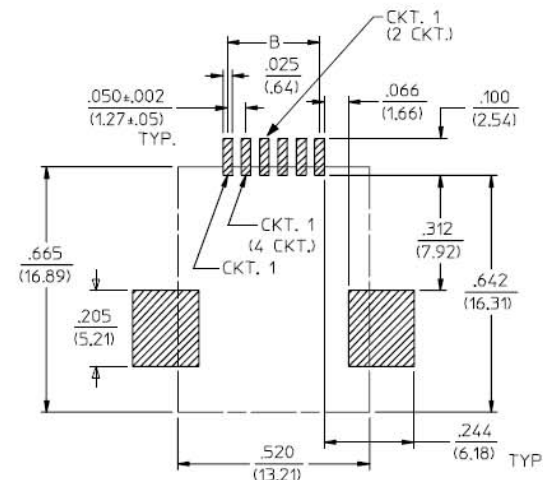
7) CONFORMS TO FCC REGULATION PART 68.5 FOR MODULAR JACKS.



TAPE AND REEL PACKAGING



VIEW SHOWING TYPICAL TERMINAL CUTOFF OF TAIL (SEE NOTE 5) FOR VOIDED CIRCUITS.



PC BOARD LAYOUT FOR
 6 POSITION HOUSING
 (COMPONENT SIDE OF BOARD)

P/N # 43743-6P6C



Wellco T&C Co., Ltd.