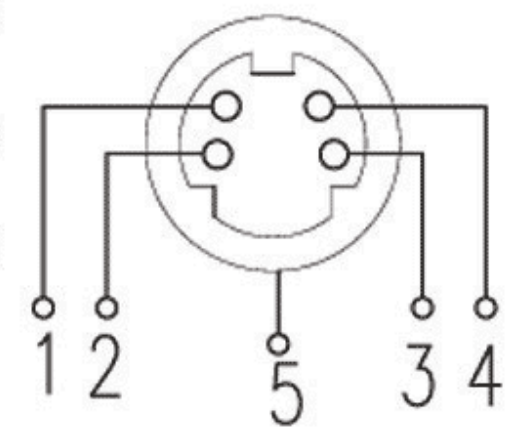
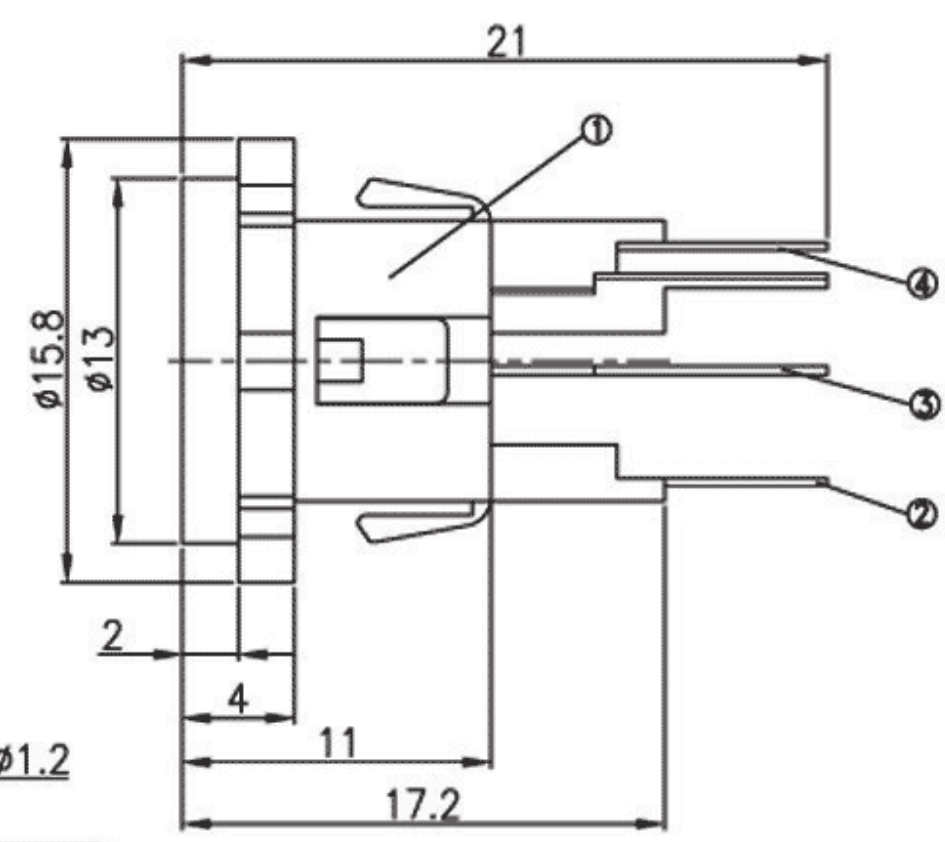
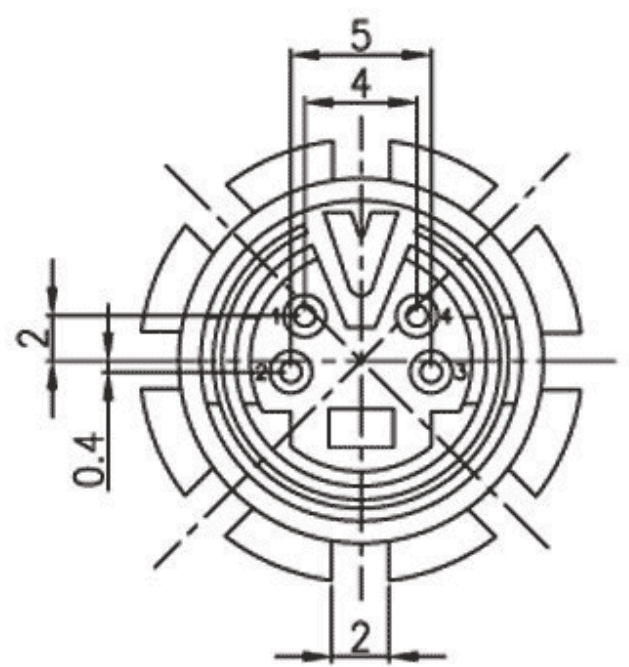
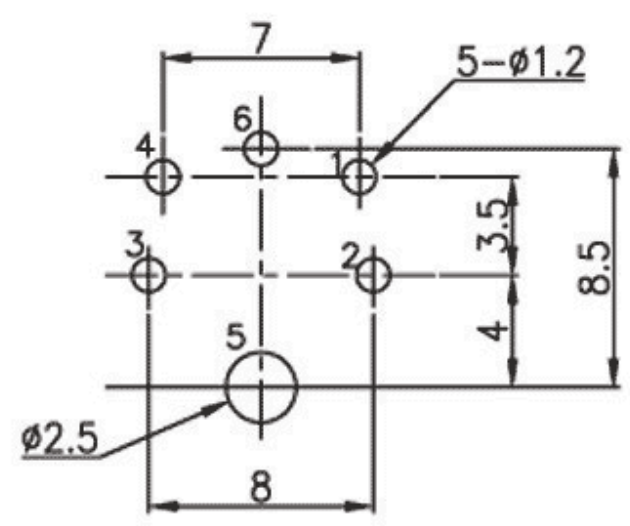


* REVISIONS				
LTR	DESCRIPTION	DATE	REVISED	APPROVED



SCHMATIC DIAGRAM



T:1.6 Dimensions of PC board holes
Tolerance : ±0.1(Printed-bottom view)

UNLESS OTHERWISE SPECIFIED, TOLERANCE ON DECIMAL: ±0.3

LEAD FREE

4	EARTH TERMINAL	1	BRASS	t=0.25	MB:Cu	Cu/ Sn	PLATED
3	TERMINAL	4	C5191	t=0.35	MB:Cu	Ag	PLATED
2	GROUND CONTACT	1	C2680	t=0.35	MB:Cu	Cu/Sn	PLATED
1	HOUSING	1	PBT				

LTR	PART NAME		QTY	MATERIAL(THICK,COLOR)		REMARK
DSND	XIAO	CUI	DATE	2006.07.01	3RD ANGLE PROJECTION	NAME
DWN	HU	LUN	DATE	2006.07.01		S JACK
CHKD	GAO	WEI	DATE	2006.07.01		CAT. NO.
APVD	JACKY	DATE	2006.07.01	UNIT: mm		WT-09028

Wellco T&C Co., Ltd.

DWN.NO. WL-09028 001