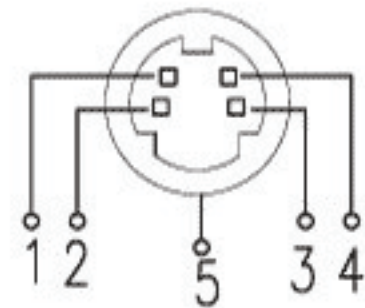
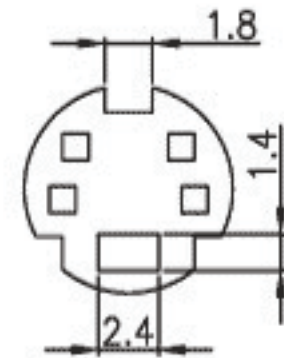
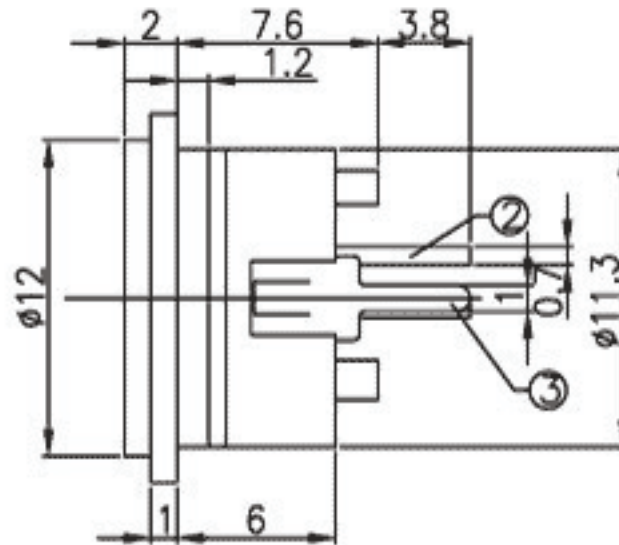
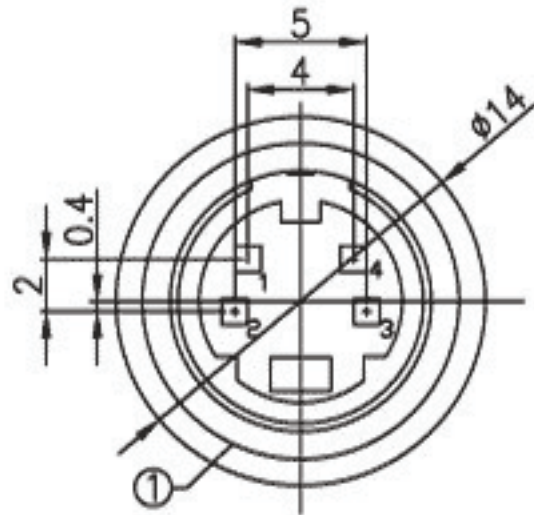
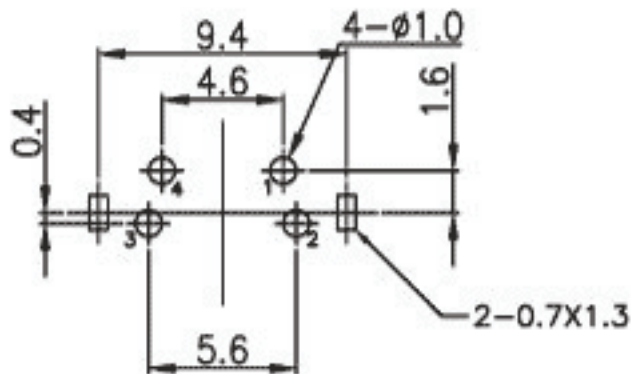


* REVISIONS				
LTR	DESCRIPTION	DATE	REVISED	APPROVED



SCHEMATIC DIAGRAM



T:1.6 Dimensions of PC board holes
Tolerance : ±0.1(Printed-bottom view)

UNLESS OTHERWISE SPECIFIED, TOLERANCE ON DECIMAL: ±0.3

LEAD FREE

3	TERMINAL	4	C5191	t=0.3	MB:Cu	Ag	PLATED
2	GROUND CONTACT	1	C2680	t=0.3	MB:Cu	Cu/Sn	PLATED
1	HOUSING	1	PBT				

LTR	PART NAME	QTY	MATERIAL(THICK,COLOR)	REMARK
DSND	XIAO CUI	DATE	2006.04.23	NAME S JACK CAT. NO. WT-09027-4 DWN.NO. WL-09027
DWN	HU LUN	DATE	2006.04.23	
CHKD	GAO WEI	DATE	2006.04.23	
APVD	JACKY	DATE	2006.04.23	
			UNIT: mm	
Wellco T&C Co., Ltd.				001